

Unity Gain, Broad Banded Base Station Antenna for the 160 MHz Band

DESCRIPTION

- CXL 2-2C is a 0 dBd gain, omnidirectional base station antenna.
- The antenna covers the complete band: 144 - 175 MHz.
- CXL 2-2C is designed for fixation on supporting tubes with outer diameter between 27 mm and 65 mm.
- The construction of the mount makes it possible to lead the cable either inside or along the outside of the mast tube.
- A glass fibre tube completely encloses the carefully designed radiating element to ensure long dependable service in all climates.
- Atmospherical discharges are immediately led to ground as all metal parts are DC-grounded (consequently, the antenna shows a DC-short across the coaxial cable).
- This antenna is used where reliability is of utmost importance. A long lifetime has been taken into consideration when designing this antenna – it is sturdy and strong.



SPECIFICATIONS

Electrical	
Model	CXL 2-2C
Frequency	144 - 175 MHz
Antenna Type	Coaxial dipole, broad-banded
Max. Input Power	600 W
Polarisation	Vertical
3 dB Beamwidth, E-Plane	80 °
3 dB Beamwidth, H-Plane	Omnidirectional
Impedance	50 Ω
Gain	0 dBd (2.2 dBi)
VSWR	< 1.5:1
Bandwidth	31 MHz
Antistatic Protection	All metal parts DC-grounded (Connector shows a DC-short)
HCM Code(s)	HCM000ND00, 040DE00

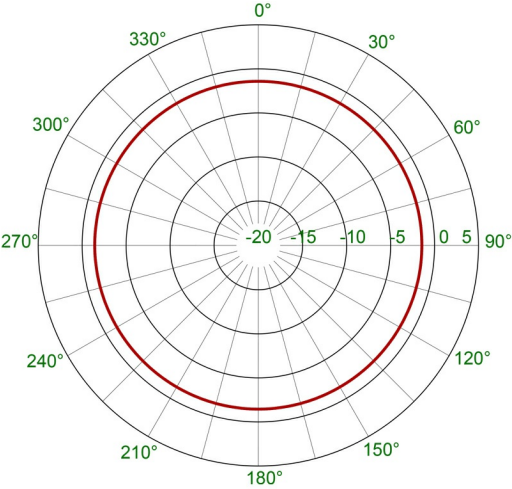
Mechanical	
Connection(s)	N(f)
Materials	Radome : Polyurethane-coated glass fibre Mounting bracket : Seawater resistant aluminium, epoxy-coated
Colour	White (RAL 9003)
Wind Area	0.091 sq. m / 0.98 sq. ft
Wind Load	115 N (160 km/h)
Height	Approx. 1750 mm / 68.90 in.
Weight	Approx. 3.0 kg / 6.61 lb.
Mounting	On 27 - 65 mm dia. / 1.06 - 2.56 in. mast tube

Environmental	
Operating temperature range	-30 °C to +70 °C
Survival Wind Speed	200 km/h
Ingress Protection	IP56

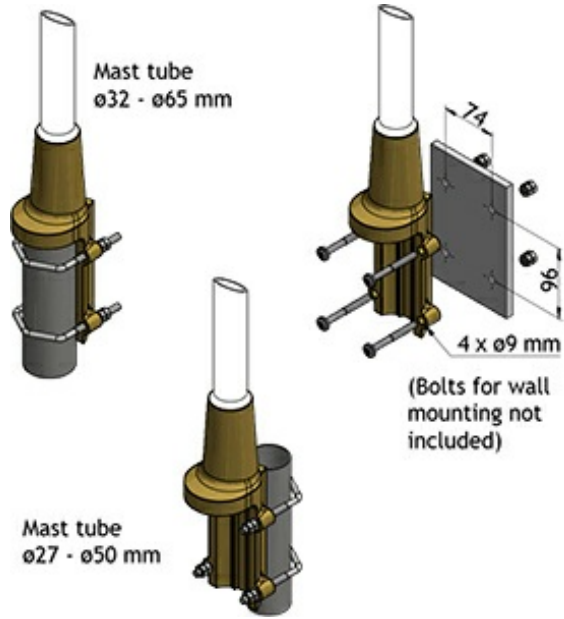
ORDERING

Model	Product No.
CXL 2-2C	100000087

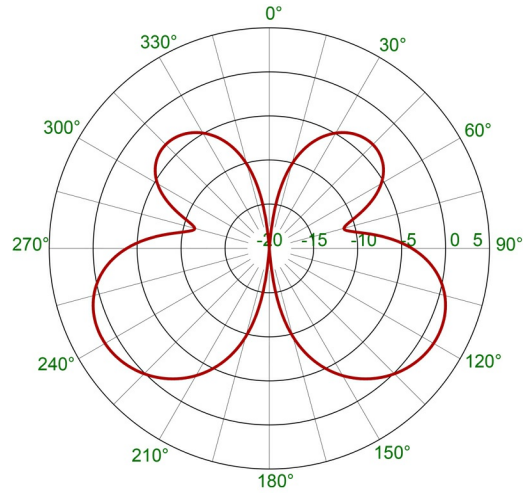
TYPICAL RADIATION PATTERN 175 MHZ (H-PLANE)



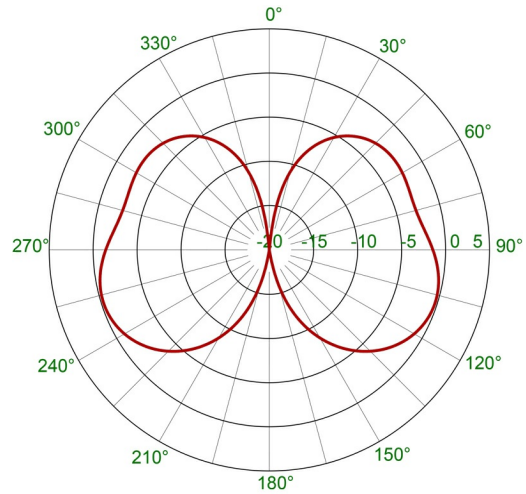
MULTI-PURPOSE MOUNTING BRACKET



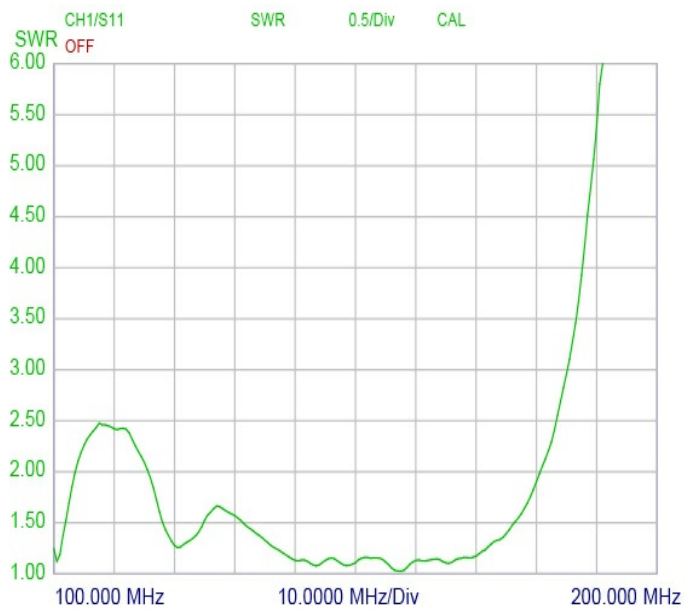
TYPICAL RADIATION PATTERN 158 MHz (E-PLANE)



TYPICAL RADIATION PATTERN 175 MHz (E-PLANE)



TYPICAL GAIN AND SWR CURVES



TYPICAL RADIATION PATTERN 144 MHZ (E-PLANE)

